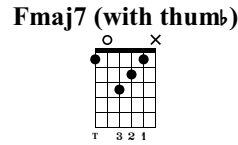
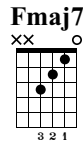
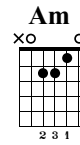
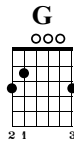
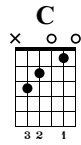


# 3 Essential Fingerstyle Picking Patterns

www.LearnGuitarInLondon.com

Drue James



Standard tuning

♩ = 80

## NO.1 - CHILL OUT PATTERN

Chord progression: C, G, Am, Fmaj7

1 2 3 4

s.guit.

T 1 0 2 0 | 0 0 0 0 | 1 2 2 2 | 3 2 1 2 3 2

A 3 2 0 2 0 | 0 0 0 0 | 0 2 2 2 2 | 3 2 1 2 3 2

B 3 2 0 2 0 | 0 0 0 0 | 0 2 2 2 2 | 3 2 1 2 3 2

## NO.2 - ROLLING PATTERN

Chord progression: C, G, Am, Fmaj7

5 6 7 8

T 0 1 0 1 0 | 0 0 3 0 0 0 | 2 1 2 2 1 2 | 3 2 1 2 2 1 2

A 0 1 0 1 0 | 0 0 3 0 0 0 | 2 1 2 2 1 2 | 3 2 1 2 2 1 2

B 3 0 0 0 0 0 | 0 0 3 0 0 0 | 0 2 2 2 1 2 | 3 2 1 2 2 1 2

## NO.3 - TRAVIS PATTERN

Chord progression: C, G, Am, Fmaj7 (with thumb)

9 10 11 12

T 1 0 1 0 | 0 0 0 0 | 1 2 1 2 | 1 3 1 3

A 3 2 0 2 | 0 0 2 0 | 0 2 0 2 | 3 2 1 3

B 3 2 0 2 | 0 0 2 0 | 0 2 0 2 | 3 2 1 3